

R. Wes Hayes, Jr.
Chairman

Rusty L. Monhollon, Ph.D.
President & Executive Director



Total Budget Requests (6)	\$3,055,000
Total Recurring Budget Requests (2)	\$1,790,000
Total Non-Recurring Budget Requests (2)	\$1,265,000
Authorization and Earmark Requests (2)	

Recurring Requests:

Educator Preparation Report Card (Priority 2)

- Act 185 of 2022 substituted the CHE for the SC Department of Education to oversee this new responsibility.
 - The CHE is moving forward with the implementation but in order to meet the requirements provided in Act 185 and to provide continued transparency around South Carolina's Educator Preparation Programs, CHE will need funding to support additional staffing needs. This **recurring** budget request **includes two full-time employees for a cost of \$210,000** and an additional **\$80,000 to support ongoing maintenance and costs** associated with software licensing and leasing additional server capacity.

PASCAL (Statewide Electronic Library) (Priority 4)

- Since 2004, the state has supported students dependent on academic library resources through the Partnership Among South Carolina Academic Libraries (PASCAL). PASCAL library services support higher education affordability and student retention.
- Over 285,000 higher education students, as well as faculty and staff at 56 public and independent institutions, benefit from joint subscriptions to electronic educational content and procurement of library technology services.
- Annual costs for the central e-book collection and two major system tools are over \$1.4 million for FY 2023-24. Thus, the CHE has requested **\$1,500,000 in recurring funds** to maintain the current universal access PASCAL is able to offer students and provide stability in funding for the services provided by PASCAL.

Earmark Authority (Priority 5)

- The agency is requesting an increase of **\$243,500 in retained licensing fees** for the amount CHE can utilize as support for staff whose duties relate to the licensing of non-public entities that provide postsecondary education to South Carolina residents.

Non-Recurring Requests:

Data Migration (Priority 1)

- Currently, the agency uses an antiquated data warehouse built on an IBM AS/400 system. In order to better enable the CHE to support our mission and bring the system into alignment with other systems operated by the Division of Technology Operations (DTO), an updated system is needed. An updated system would provide increased productivity through an easy-to-use interface for staff to access and query data, run reports, and perform analyses, as well as leverage DTO's data security, back up systems, and disaster recovery services.



803-737-2260

1122 Lady St, Ste 400
Columbia, SC 29201

www.che.sc.gov



- The CHE has received an estimate that the cost to meet these objectives will be approximately **\$915,000 in non-recurring funds**. The timeline for project completion is 15 months, with a start date of March 2023 to be complete before the end of the 2023-2024 Fiscal Year.

Development of Online Educator Preparation Report Card (Priority 2)

- In addition, CHE is requesting funds for the development of the online system to host the Report Card. This **non-recurring** budget request includes **\$350,000 for building out the data dashboard with a web-based platform**. This estimate was provided by DTO.

Proviso Request

Proviso 3.5

- Part One: South Carolina provides direct support to students pursuing higher education through several need-based and merit-based scholarships and grants. Specifically, CHE is responsible for administering the LIFE, HOPE, and Palmetto Fellows scholarship programs, which totaled \$318,000,000 for fiscal year 2022-2023.
 - CHE is requesting an increase in the amount CHE is authorized to retain via Proviso 3.5 so that necessary levels of program support may be continued for the scholarship award process. The CHE proposes amending the language from a flat dollar amount (\$400,000) to a specific percentage (0.25%) of the funds appropriated for LIFE, HOPE, and Palmetto Fellows. Based on the FY 2022-2023 Appropriations Act, 0.25% equates to \$795,000.
- Part Two: During the 2022 legislative session, the CHE was directed to allocate funding appropriated to the Nursing Initiative to help address the nursing shortage. The proviso provides specific allocation methods for the funds. After the first year of implementation, the CHE is requesting to amend the language to clarify certain requirements and add reporting requirements for institutions who receive funds through this initiative.

Summary of FTE Requests:

Educator Preparation Report Card (2 FTEs)



Fall 2022 Enrollment Data (Preliminary)

Tuesday, January 10, 2023

Research Institutions	Undergraduate	Grad.	Grad. Unclassified	Grad. Doctors-Research/Schlrshp.	Grad. Doctors-Prof. Practice	Total Grad.	Grand Total
Clemson University	22,566	3,744	305	1,851		5,900	28,466
U. S. C. - Columbia	27,280	3,869	181	2,416	1,844	8,310	35,590
MUSC	300	601		949	1,325	2,875	3,175
Subtotal	50,146	8,214	486	5,216	3,169	17,085	67,231

Comprehensive Teaching Institutions	Undergraduate	Grad	Grad. Unclassified	Grad. Doctors-Research/Schlrshp.	Grad. Doctors-Prof. Practice	Total Grad.	Grand Total
The Citadel	2,695	1,011	15			1,026	3,721
Coastal Carolina University	9,794	410	52	81		543	10,337
College of Charleston	9,972	463	450			913	10,885
Francis Marion University	3,635	348	48		14	410	4,045
Lander University	3,562	490	115			605	4,167
South Carolina State University	2,374	190	6	79		275	2,649

Comprehensive Teaching Institutions	Undergraduate	Grad	Grad. Unclassified	Grad. Doctors-Research/Schlrshp.	Grad. Doctors-Prof. Practice	Total Grad.	Grand Total
U. S. C. - Aiken	3,133	503	189			692	3,825
U. S. C. - Beaufort	2,051	20	51			71	2,122
U. S. C. - Upstate	4,453	391	41			432	4,885
Winthrop University	3,741	886	85			971	4,712
Subtotal	45,410	4,712	1,052	160	14	5,938	51,348

Two Year Regional Campuses of USC	Undergraduate
U. S. C. - Lancaster	1,681
U. S. C. - Salkehatchie	732
U. S. C. - Sumter	1,502
U. S. C. - Union	1,072
Subtotal	4,987

Technical Colleges	Undergraduate
Aiken Technical College	2,121
Central Carolina Technical College	3,314
Denmark Technical College	725
Greenville Technical College	11,380
Horry-Georgetown Technical College	8,137
Midlands Technical College	9,091
Northeastern Technical College	1,466
Orangeburg-Calhoun Technical College	2,012
Piedmont Technical College	5,315
Spartanburg Community College	6,224
Technical College of The Lowcountry	2,196
Tri-County Technical College	5,629
Trident Technical College	11,789
Williamsburg Technical College	673
York Technical College	4,521
Subtotal	74,593

Independent Senior Institutions	Undergraduate	Grad. Masters	Grad. Research/Schlrshp.	Grad. Doctors	Grad. Doctors – Prof. Practice	Total Grad.	Grand Total
Allen University	603	54				54	657
Bob Jones University	2,665	307	85	38		430	3,095
Charleston Southern Univ.	2,836	436	2	97	47	582	3,418
Coker University	1,060	81	19			100	1,160
Columbia College	1,173	294	47			341	1,514
Columbia International Univ.	1,001	1,055	1	424		1,480	2,481
Converse University	804	207	209	64		480	1,284
Limestone University	1,733	72				72	1,805
Morris College	384						384
Newberry College	1,307	16				16	1,323
North Greenville University	1,839	221		65		286	2,125
Presbyterian College	957	72			172	244	1,201
Sherman Coll. of Chiropractic					379	379	379
South University	430	90				90	520
Southern Wesleyan Univ.	896	118	66	95		279	1,175
Voorhees University	464	34				34	498
Wofford College	1,823						1,823
Subtotal	19,975	3,057	429	783	598	4,867	24,842

Independent Two-Year Inst.	Undergraduate	Grad. Masters	Grad. Research/Schlrshp.	Grad. Doctors	Grad. Doctors – Prof. Practice	Total Grad.	Grand Total
Spartanburg Methodist Col.	1,064						1,064
Subtotal	1,064						1,064

Fall 2022 Totals Across All Institutions

Undergraduate	Grad. Unclassified	Grad. Research/ Schlrshp.	Grad. Doctors- Prof. Practice	Total Grad.	Grand Total
196,175	15,983	1,967	6,159	3,781	27,890
					224,065

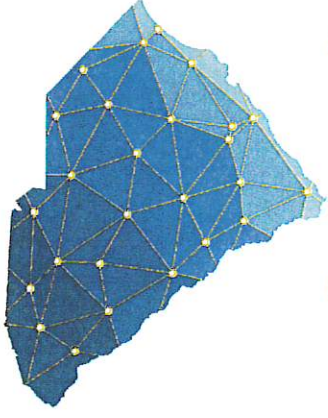
Graduate Headcount Enrollment by Geo-Origin and Fee Purposes

Institution	Total No. Of Students	Geo-Origin S.C.	Geo-Origin Non-S.C.	Residency for Fee Purposes - In-State	Residency for Fee Purposes - Out-of-State
Research Institutions					
Clemson University	5,900	2,416	3,484	2,508	3,392
U. S. C. - Columbia	8,310	5,305	3,005	4,425	3,885
Medical University of South Carolina	2,875	1,905	970	1,899	952
Subtotal	17,085	9,626	7,459	8,832	8,229
Comprehensive Teaching Inst.					
The Citadel	1,026	732	294	728	298
Coastal Carolina University	543	369	174	454	89
College of Charleston	913	726	187	723	190
Francis Marion University	410	330	80	372	38
Lander University	605	545	60	547	58
South Carolina State University	275	242	33	248	27
U. S. C. - Aiken	692	482	210	459	233
U. S. C. - Beaufort	71	63	8	39	32
U. S. C. - Upstate	432	416	16	171	261
Winthrop University	971	679	292	758	213
Subtotal	5,938	4,584	1,354	4,499	1,439
Grand Total	23,023	14,210	8,813	13,331	9,668

Undergraduate Headcount Enrollment by Geo-Origin and Fee Purposes

Institution	Total No. Of Students	Geo- Origin S.C.	Geo- Origin Non-S.C.	Residency for Fee Purposes - In- State	Residency for Fee Purposes - Out-of- State
Research Institutions					
Clemson University	22,566	13,344	9,222	14,259	8,307
U. S. C. - Columbia	27,280	15,878	11,402	16,636	10,644
Medical University of South Carolina	300	201	99	197	94
Subtotal	50,146	29,423	20,723	31,092	19,045
Comprehensive Teaching Inst.					
The Citadel	2,695	1,528	1,167	1,730	965
Coastal Carolina University	9,794	4,000	5,794	4,599	5,195
College of Charleston	9,972	5,213	4,759	5,551	4,421
Francis Marion University	3,635	3,453	182	3,478	157
Lander University	3,562	3,197	365	3,191	371
South Carolina State University	2,374	1,980	394	2,005	369
U. S. C. - Aiken	3,133	2,773	360	2,774	359
U. S. C. - Beaufort	2,051	1,755	296	1,687	364
U. S. C. - Upstate	4,453	4,202	251	4,140	313
Winthrop University	3,741	3,356	385	3,348	393
Subtotal	45,410	31,457	13,953	32,503	12,907
Two Year Reg. Campuses of USC					
U. S. C. - Lancaster	1,681	1,649	32	1,617	64
U. S. C. - Salkehatchie	732	671	61	652	80
U. S. C. - Sumter	1,502	1,431	71	1,424	78
U. S. C. - Union	1,072	991	81	986	86
Subtotal	4,987	4,742	245	4,679	308

Institution	Total No. Of Students	Geo- Origin S.C.	Geo- Origin Non-S.C.	Residency for Fee Purposes - In-State	Residency for Fee Purposes - Out-of-State
Technical Colleges					
Aiken Technical College	2,121	1,869	252	2,027	94
Central Carolina Technical College	3,314	3,300	14	3,264	50
Denmark Technical College	725	649	76	654	71
Greenville Technical College	11,380	10,768	612	10,807	573
Horry-Georgetown Technical College	8,137	6,726	1,411	7,077	1,060
Midlands Technical College	9,091	8,893	198	8,923	168
Northeastern Technical College	1,466	1,456	10	1,447	19
Orangeburg-Calhoun Technical College	2,012	1,972	40	1,978	34
Piedmont Technical College	5,315	5,225	90	5,119	196
Spartanburg Community College	6,224	6,143	81	6,144	80
Technical College of The Lowcountry	2,196	2,026	170	2,043	153
Tri-County Technical College	5,629	5,200	429	5,290	339
Trident Technical College	11,789	11,634	155	11,216	573
Williamsburg Technical College	673	673		672	1
York Technical College	4,521	4,503	18	4,391	130
Subtotal	74,593	71,037	3,556	71,052	3,541
Grand Total	175,136	136,659	38,477	139,326	35,801



South Carolina
Commission on Higher Education
Access | Affordability | Excellence

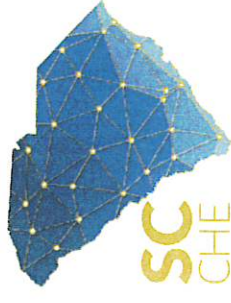
**FY 2024 Budget Hearing
House Ways and Means Higher Education Subcommittee**

January 10, 2023

Dr. Rusty Monhollon, President and Executive Director

Agency Update


- The CHE is committed to access, affordability, and quality in the state system of higher education through coordination, regulation, advocacy, and oversight, as directed by the General Assembly.
- *Ascend 60x30* strategic plan for higher education attainment
- Last session the General Assembly directed the CHE to:
 - Allocate \$10 million in nonrecurring to address the statewide nursing shortage; and
 - Implement Act 184 (Educator Preparation Report Card).




Appropriations History



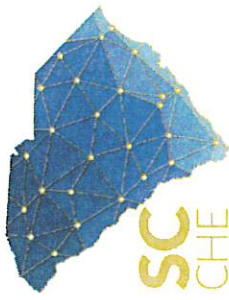
Recurring Non-Recurring Capital Other Federal Total





FY 2022-23 Budget Priorities

- FY 2023-24 Budget Requests support three key areas:
 - Migrate CHE data from an antiquated and vulnerable system to a contemporary, secure, and more efficient system.
 - Support for the development of an Educator Preparation Report Card across all state institutions, as directed by the General Assembly in the previous session (Act 185).
 - Address long-term affordability and cost containment in higher education through recurring support to the Partnership Among South Carolina Academic Libraries (PASCAL), a statewide academic library.



Budget Requests (Overview)

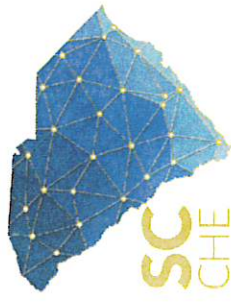
Priority	Request Type	Request Title	State Funding	FTES
1	B2- Non-Recurring	Data Migration	\$915,000	0.0
2	B1- Recurring	Educator Preparation Report Card Recurring Costs	\$290,000	2.0
3	B2 – Non-Recurring	Development of Online Educator Preparation Report Card	\$350,000	0.0
4	B1 - Recurring	Statewide Electronic Library PASCAL	\$1,500,000	0.0
5	B1 - Recurring	Budget Earmark Authority to expend \$243,500		0.0
Total for Priorities 1-4			\$3,055,000	2.0



Budget Request 1:

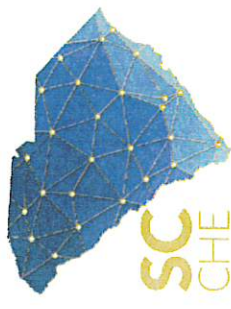
Data Migration

- Currently, CHE uses an antiquated data warehouse built on an IBM AS/400 system.
- To support our mission and bring the system into alignment with other systems operated by the Division of Technology Operations (DTO), an updated system is essential.
 - Will provide increased productivity through an easy-to-use interface for staff to access and query data, run reports, and perform analyses, as well as leverage DTO's data security, back up systems, and disaster recovery services.
- Estimated cost is ~\$915,000 in non-recurring funds, with a 15-month timeline for full implementation by July 2024.



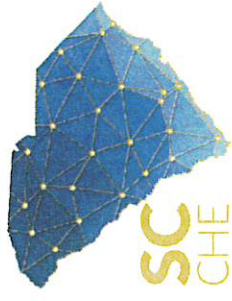
Budget Request 2: Educator Preparation Report Card

- Act 185 of 2022 substituted the CHE for the SC Department of Education to oversee this new responsibility.
 - The CHE is moving forward with implementation but long-term success will require recurring funds and staff.
 - The recurring \$290,000 will pay salaries and benefits for two FTEs and support the ongoing maintenance of the report cards on CHE's database/servers.



Budget Request 3: Development of Online Educator Report Card

- DTO estimated one-time costs of \$350,000 to build out the Data Dashboard on a web-based platform.



Budget Request 4: Statewide Electronic Library PASCAL

- PASCAL library services support higher education affordability and student retention.
- 285,000 higher education students, as well as faculty and staff at 56 public and independent institutions benefit from joint subscriptions to electronic educational content and procurement of library technology services.
- Annual costs for the central e-book collection and two major system tools are over \$1.4 million for FY 2023-24.
- Recurring funding will guarantee stability of this resource for students in years to come.




Budget Request 5: Earmark Authority

- The CHE licenses certain non-public postsecondary institutions (including non-profits) that operate in South Carolina.
- CHE charges these institutions fees for this consumer protection service.
- The additional authority will allow the agency to cover indirect (administrative) costs associated with this function.



Proviso Request (Proviso 3.5)


- Increase CHE authority to provide program support for scholarship programs from a flat dollar amount (\$400,000) to a percentage (0.25%) of the funds appropriated for LIFE, HOPE, and Palmetto Fellows.
 - Based on the FY 2022-2023 Appropriations Act, 0.25% equates to \$795,000.
- The CHE uses this authority to fund the salaries of staff managing the three merit-based scholarship programs along with the needs-based grant program, which are seeing record eligibility.
 - Funding comes from LIFE, HOPE, and Palmetto Fellows lottery appropriations, which totaled \$318 million for FY 2022-23.



Proviso Language


Requested Amended Language for Earmark Authority Included in Proviso 3.5:

- The Commission on Higher Education is authorized to use up to 0.25% \$400,000 of the funds appropriated in this provision for LIFE, HOPE, and Palmetto Fellows scholarships to provide the necessary level of program support for the scholarship award process and to provide for a Scholarship Compliance Auditor.



Proviso Request (Proviso 3.5)

- During the 2022 legislative session, the CHE was directed to allocate funding appropriated to the Nursing Initiative to help address the nursing shortage.
 - The proviso provides specific allocation methods for the funds. After the first year of implementation, the CHE is requesting to amend the language to clarify certain requirements and add reporting requirements for institutions who receive funds through this initiative.



Proviso Language

Requested Amended Language for Nursing Initiative Included in Proviso 3.5:

Of the funds appropriated to the Commission on Higher Education (CHE) for the Nursing Initiative, the commission shall use the funds to address the nursing shortage. Funds shall be allocated accordingly to the state's public colleges and universities, including technical colleges, ~~that have accredited nursing programs, with nursing programs accredited by a national accrediting agency recognized by the United States Department of Education.~~

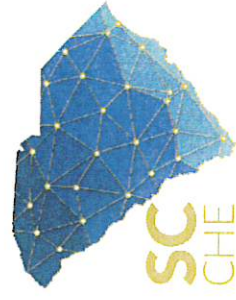
The first ~~\$5/\$10 million~~ shall be used to provide bonuses and/or supplement the salaries and related fringe benefits of existing fulltime faculty and the hourly rates and related fringe benefits of parttime faculty, to include adjunct faculty, or the salaries and related fringe benefits of clinical nursing faculty. Faculty employed by the institution at the end of the 2022-23 fiscal year are deemed eligible.

The funds shall be allocated to each public college or university, including technical colleges, based on the number of students enrolled in nursing programs using data reported to the CHE.

The second ~~\$5/\$10 million~~ shall be used to provide tuition reimbursement or scholarships for students enrolled in graduate-level nurse educator programs, to include master's degree, post-master's certificate, Doctor of Nursing Practice, or Ph.D. programs. Scholarship recipients must agree to assume a full-time faculty role in a nursing program at a not-for-profit two-year or four-year South Carolina-based institution of higher learning after graduation for a minimum of two years for each year they receive the scholarship.


An eligible student may not receive more than \$20,000 in Nursing Initiative funds per academic year and may not receive these funds for more than three academic years.

Annually by September 15, the CHE will report on the Nursing Initiative to include, at a minimum, the following: (1) total number of students receiving tuition reimbursements or scholarships; (2) total number of students receiving tuition reimbursements or scholarships subsequently hired as faculty; (3) total number of students receiving tuition reimbursements or scholarships not hired as faculty; (4) amount of funding allocated to each institution with eligible nursing programs; (5) expenditures and encumbrances of Nursing Initiative funds for eligible faculty for each eligible program; and (6) retention rates, new hires and vacancies for full-time (including adjunct), and clinical faculty for each eligible program. *Institutions who fail to report timely data as requested by the CHE to fulfill reporting needs will not be eligible to receive funding under this provision.* This report is to be submitted to the Chairs of the House Education and Public Works Committee, House Ways and Means Committee, Senate Education Committee, and Senate Finance Committee.

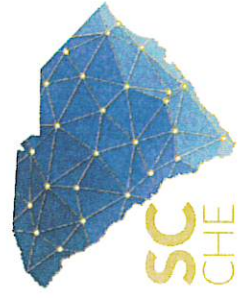


Employees

Agency Leadership by Ethnic Origin




15



Employees


Agency Positions by Ethnic Origin

FTEs




■ Filled ■ Vacant

Temporary Grant



■ Filled ■ Vacant





Employees Overview by Employee Group

	Total Authorized	Filled	Vacant
Classified	48	33	15
Unclassified	1	0	1
Temporary Grant/Temporary	40	13	27
Total	89	46	43

